











# WAYS TO UTILIZE NEWSPAPERS IN YOUR CLASSROOM

## KINDERGARTEN ACTIVITIES

-  Look through the newspaper and find pictures of ten things you have in your house. Cut out these pictures and paste them on paper. Label each picture.
-  Cut out letters of the alphabet from the newspaper headlines to spell your first and last name. Mount them on your paper.
-  Find pictures of appliances that run on electricity. That means they need to be plugged in! Cut them out and paste them onto your paper. How many did you find? How many of these do you have in your house? Can you write the names of any of them?
-  How many happy people can you find in the newspaper? Cut out all the pictures of happy people you find and paste them on your paper. Do the same for all the sad people in the newspaper. Why do you think these people are happy or sad?
-  Look through the newspaper and cut out all the letters of the alphabet and paste them in alphabetical order on your paper.

## FIRST GRADE ACTIVITIES

-  Draw three circles the size of dinner plates on your paper. Using the newspaper cut out foods you would eat for breakfast, lunch and dinner. Paste the foods you have cut out onto your breakfast, lunch and dinner plates.
-  Some people live where it is warm all year long. They live in a warm climate. Cut out four pictures of clothes you would wear in this warm place. Now, cut out four pictures of clothes you would not wear in this warm place. Write a sentence about why you would not like to live in a warm climate.
-  Look at the food ads. Find the names of 8 things you can eat and drink. Cut these names or items out of the newspaper and paste them into one of each of eight boxes you have drawn on a piece of paper. Put a happy face on your favorite food.
-  Can you find the shapes? Cut out five pictures from a newspaper. Paste these pictures onto a piece of paper. In each picture, see if you can find squares, triangles, rectangles, circles, and ovals. Use a crayon to go over any shapes you may find.
-  Find and clip numbers of the same size in the newspaper and paste them to a paper plate to make the face of a clock. Can you find any examples of numbers used to tell time in the newspaper?